

English Games

For ages 4-14

ESL games to increase familiarity with English vocabulary



Note to the Facilitator

This book has **20 English games** designed to be physically engaging while also practicing basic English words needed for communication. Each game has the following components:

Scan the QR Code for audio instructions



Name of the Game

Leading Question

Materials Needed + Instructions

Ideas for Variations

Guiding Image


Game 3 LETTER SOUNDS التعليم | education
فوق | above
الجميع | all


Do you know the sounds that letters make?

Materials Needed Paper and Pencil

How to Play

- Create letter cards from A to Z.
- Lay down letter cards in a line at a distance from all the players.
- Say a letter sound.
- The players should run to the letter which makes that sound. The first player to do so earns 1 point!

 Call out words and players should run to the starting letter of that word.



4

- *Read and understand the game beforehand. Keep the materials ready.*
- *Children can play the games in Pashto/ Dari but introduce English as much as possible.*
- *Before starting the game, ask and discuss the leading question.*
- *Teach vocabulary words in the **Flashcard Kit** available in Pashto and Dari before beginning the game, whenever needed.*
- *Do not constantly correct their pronunciation as it may discourage them to learn a new language.*
- *Adjust the rules of the game depending on the children's age and levels.*
- *Encourage older children to facilitate games for the younger children.*
- *Repeat games over time and try new variations too!*

Progress Tracker

Tick (✓) the boxes when you complete an activity.

Done
once

2 to 4
times

5+
times



Math Game

1	Say Hello!			
2	Wall Catcher			
3	Letter Sounds			
4	Move With Me			
5	Colour Run			
6	What Letter Am I?			
7	Emotions Skit			
8	When, When?			
9	Body Tag			
10	Balloon Afloat			
11	Kick the Category			
12	Scavenger Hunt			
13	Bring It to Me!			
14	Dance Code			
15	Alphabet Pong			
16	Same, Same			
17	Travel Game			
18	Trashcan Basketball			
19	Pass the Object			
20	Opposite Day			

Can you introduce yourself in English?

Materials Needed

Ball or a soft object

How to Play

- Player stand in a circle.
- One player should have the ball and say:

Hello! My name is _____

I stay in Villa _____

I like _____

What is your name?

- Then, they throw the ball to someone else and they introduce themselves in the same way.
- Continue till everyone has introduced themselves.



Can you name common objects around you?

Materials Needed


Paper and Pencil

How to Play

- Ask players to bring one object and label it (*Eg: glass, leaf, cloth, etc.*) OR Draw and help them label it.
- Place the objects far away from each other.
- 2 to 3 players are the “taggers”.
- Other players should collect as many objects as they can without getting caught by the “tagger”
- If they are holding a wall, they are “safe” from the tagger.
- Whoever collects the most number of object wins!



Add a time limit to make it more challenging!



Do you know the sounds that letters make?

Materials Needed


Paper and Pencil

How to Play

- Create letter cards from A to Z.
- Lay down letter cards in a line at a distance from all the players.
- Say a letter sound.
- The players should run to the letter which makes that sound. The first player to do so earns 1 point!



Call out words and players should run to the starting letter of that word.



Do you know the names of actions?

How to Play

- Mime some actions and names it
- The players repeat the actions and says their names.
- Get all the players to stand in a line.
- Call out different actions one after the other.
- If the player does an action incorrectly, they are out of the game!



Use more action words for older learners.




PRAY



SING




RUN



CRY



EAT



WALK



JUMP



READ

Do you know your colours?

Materials Needed

Colored paper/ Colored Pencils

How to Play

- Create colour cards with the name of the colour written.
- Go through the colours with the children and get them to repeat the names of the colours after you.
- Divide the players into 2 teams.
- Call out a color and show the card. The team that brings an object of that colour to you the first gets a point.



Teams can also bring more objects with the same colour within a time limit and earn more points!




red




blue



pink



yellow




brown



purple




black



white



green



orange

Can you write the English letters?

Materials Needed

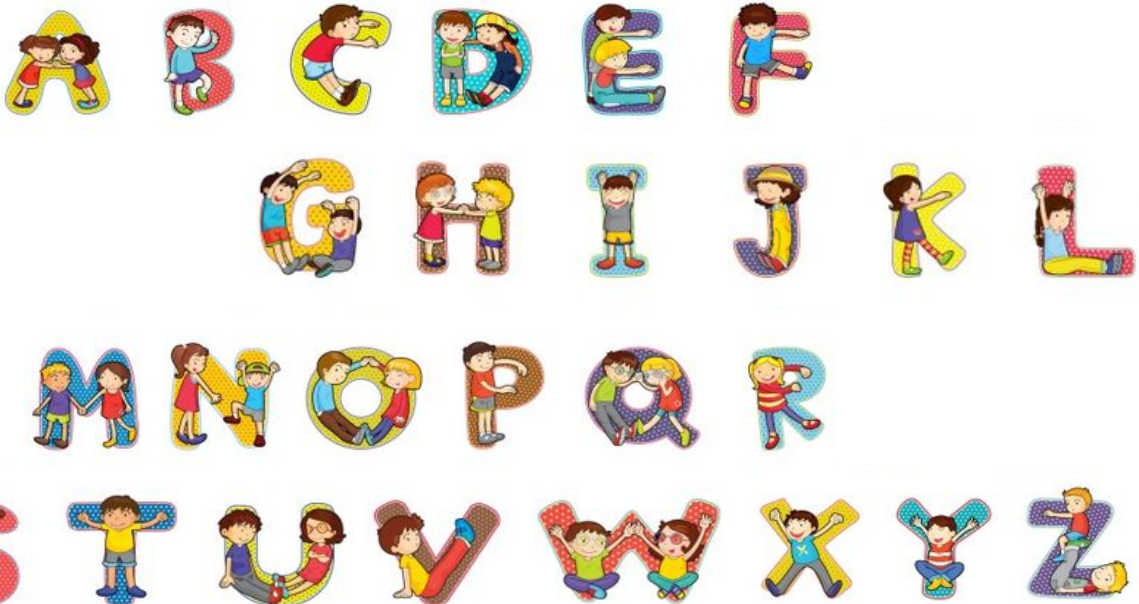
Pen and Paper

How to Play

- Write out the letters so the players can see it at all times.
- Create teams of 2 or 3.
- Each team decides which letter they want to act out
- The other teams must guess the letter.
- Every correct answer gets a point for the guessing team and the acting team.
- The team with the most points, wins!



Teams can earn extra points for saying the letter sound or a word starting with the letter.



Can you name the emotions?

How to Play

- Introduce emotions by saying the English word and acting it out. Use the flashcards, if needed.
- Divide the players into teams of 3 or 4.
- Each team gives another team any 3 emotions.
- They have to prepare a short skit which include these emotions. This can be in Pashto/ Dari.
- Once done, all the teams vote for the best skit!
- The teams earn a bonus point for using the English name of the emotion in the skit.




Happy

Tired

Thirsty



Sad



Angry

Sick

Hungry



Hurt


Do you know English words to show when something happened?

Materials Needed

Tape/Chalk

How to Play

- Using tape, mark the following on the ground at a jumping distance from each other.



Yesterday / Before

Today / Now

Tomorrow / After

- All players stand in the 'Today/Now' section. Call out the 6 words and players must jump in the right section.
- Increase the speed to make it more challenging.
- If the players jump in the wrong section, they are out of the game!



To simplify, call out only one set of words (Today, Tomorrow, Yesterday OR Before, Now, After)

Can you name your body parts?

Materials Needed Soft Ball

How to Play

- Teach the following body parts to the players:
hands, legs, stomach, back, face
- One player is the “tagger”.
- The tagger should run and throw the ball at someone to catch them. The person who got caught will say the body part that the ball hit and becomes the “tagger”.
- AT the end of a certain time limit, the player who has not been tagged wins!



Establish ground rules such as hitting the face is not allowed if a hard ball is being used, etc.



How many English words do you know?

Materials Needed

1 Balloon per Team

How to Play

- Divide the players into groups of 3 or 4.
- The objective is to keep the balloon afloat.
- Every time a player hit the balloon upwards, they must say an English word they learnt.
- If the balloon touches the ground or they run out of words, they are out of the game!



- To simplify, they can also say names of alphabets.
- Other team members can try to put other balloons down!



How many English words do you know?

Materials Needed

Paper and Pen / Chalk, Football

How to Play

- Write the following categories using chalk or paper and pen on a wall with enough space between them.
Kitchen, House, Stationary, Bathroom, Nature, Clothes
- Draw a border around these to make the “goal”
- Divide the players into 2 teams. They play a game of football. If the ball hits a category, the team gets an extra point.
- Then, the teams say the names of things belonging to the category (*Eg: Kitchen - Plate, Glass, spoon, etc.*)
The team with the most words, get an extra point.
- Continue the game of football until all categories are covered! You can add or remove some categories!



Can you draw and label words?

Materials Needed


Paper and Pen

How to Play

- Divide the players into 2 teams.
- Each team makes 10 of their own flashcards with the drawing of an object and try to write its word in English.
- Then, they provide a list of these words to the other team and hide the flashcards in the compound.
- The teams should hunt for the flashcards on the list withing a given time limit.
- The team which gets all the flashcards wins the game!



- Establish boundaries beyond which flashcards cannot be hidden.
- Teams can exchange clues.



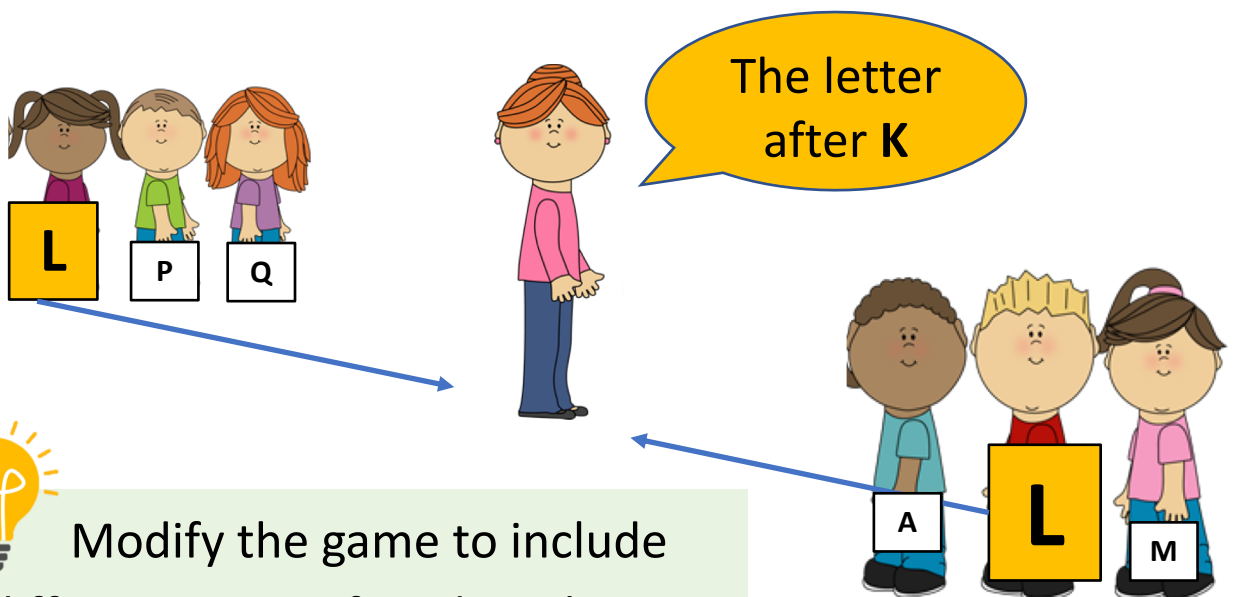
Do you know the English Alphabet

Materials Needed

Paper and Pen

How to Play

- Divide the players into 2 groups standing at an equal distance from you.
- They have to create letter cards from A to Z and distribute it among themselves.
- Say a command. *Eg: The first letter of cat, the letter before B, the last letter of the alphabet, etc.*
- The player from each team who has the card with the answer must bring it and run to you. The first player to reach you with the correct card earns a point for the time.

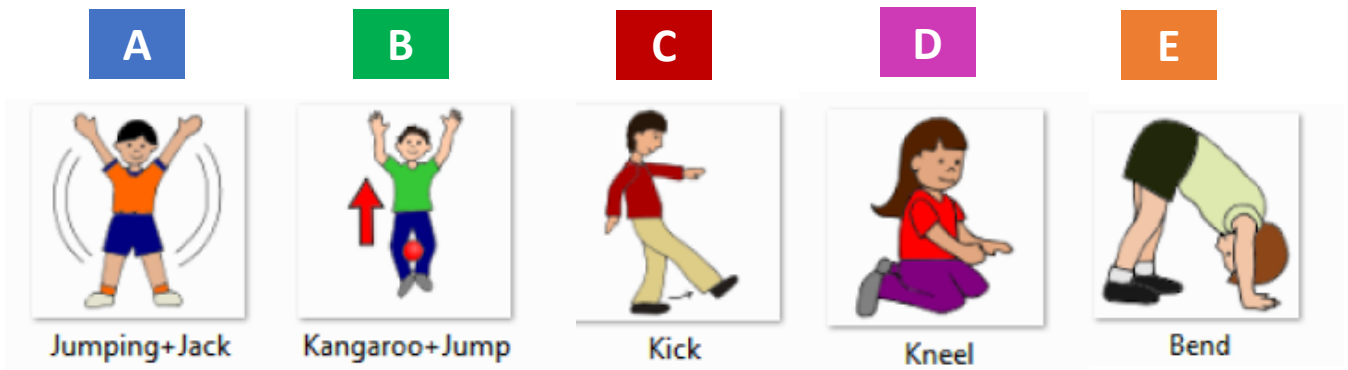


Modify the game to include different types of cards: colours, opposites, word categories, etc.)

Can you follow letter sounds?

How to Play

- Make groups of 3 to 4 players.
- Each group assigns a body movement to any 5 letters. Eg:



- Team 1 explains the code to Team 2.
- Team 1 will then say a series of letter and Team 2 should do the body movements accordingly.
(Eg: C , D, E, A, A, B)
- If they do it incorrectly, the team is out of the game!



- Teams can also try music codes (claps, snaps, etc.)
- To simplify, assign the body movement to the letters and call them out yourself!

Can you identify the beginning sounds of words?

Materials Needed

Plastic Cups, Marker, Ball

How to Play

- Make 2 or 3 teams.
- Write the names of different alphabets on plastic cups.
- Arrange them at a distance from the players. Ensure there is enough distance between the cups as well.
- Call out a word from the Flashcard Kit.
- The team should take turns toss the ball to the cup that has the first letter of the word. They get 1 point.



Write the letters in circles on the ground (with chalk) and players can throw the ball into those circles too.



Do you know question words in English?

How to Play

- Make groups of 4 to 5 players.
- Each group stands in a large circle, spread out from each other.
- One player asks a question to the group. They can ask it in Pashto/Dari, but must use the following question words in English:

Example

WHAT

What is your name?

WHY

WHEN

When do you eat lunch?

HOW

WHO

Who takes care of you?

WHERE

- After each player in the group responds, they can take **one step** forward into the circle.
- If anyone's answer is similar to another, those people can take **2 steps** forward.
- The objective is to get the whole group to the center. Whoever does it first, wins!


Do you know how to give directions in English?

Materials Needed

Paper, Marker, Cloth to blindfold for each pair of players

How to Play

- Explain the direction words in English (***straight, left, right, turn, etc.***)
- Pair up the players. Each team decides which country they want to go to. For each team, write it down on a piece of paper and keep it at a distance.
- In each team, Player 1 is blind-folded and Player 2 must give instructions to help them reach the country!
- They can speak in Pashto/Dari, but they get 5 points for speaking in English. Which ever team reaches first earn 5 bonus points! Then, switch roles!



How many English words do you know?

Materials Needed

Trashcan / Carton, Old papers

How to Play

- Divide the players into 2 teams.
- Place one trashcan at an equal distance from the players.
- Show the flashcards from the Flashcards Kit one by one. (Do not show the English side.)
- Each player will tell the English word for the picture. (They can discuss this with the group.) The team to guess the correct English word first earns a point.
- To move to the next flashcard, the teams must throw a crumpled paper ball into the trashcan. The team to do this first earns 1 point.



Continue the game till all the Flashcard words have been used. The team with the most points wins!

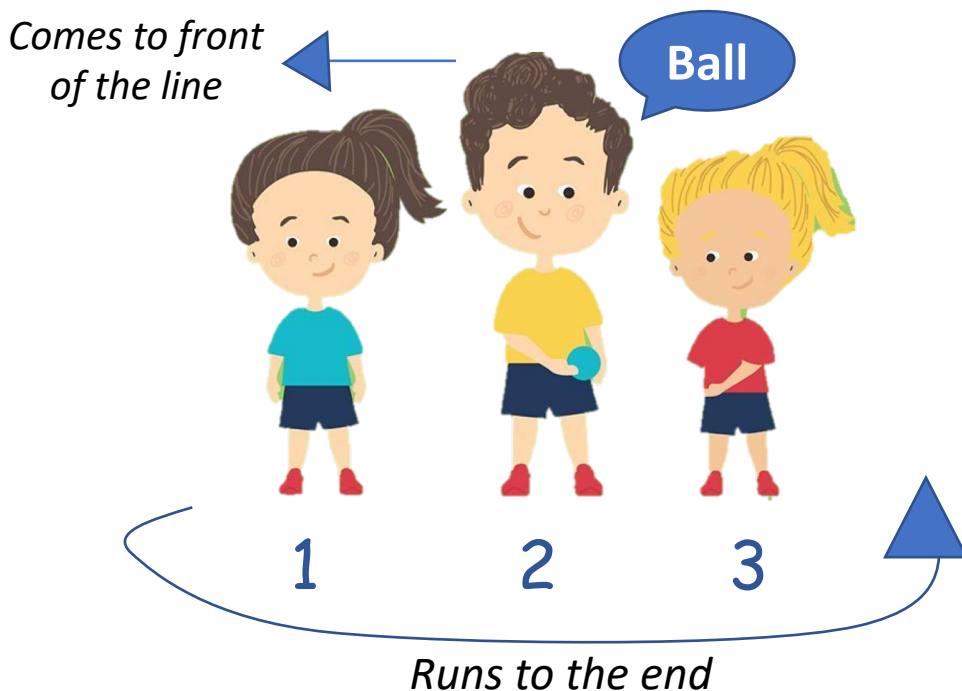


To simplify, players can say the first letter of the English word too.

Do you know the English words for common items?

How to Play

- Divide the players into 2 teams equally. They stand in 2 separate lines.
- When you say “Start”, the first player must collect any object, say the English word and pass it to the person next to them. Each player in the line says the English word and passes to the next one.
- Meanwhile, the first player runs to the end of the line.
- The second player comes to the front of the line and then grabs another object and repeats. This goes on with all players.
- The team which has its original first player come back to the same position before the game began, wins!



Do you know opposite words in English?

How to Play

- Revise the following opposite words with actions with the players.

Come / Go

Big / Small

Stand / Sit

Yes / No

Before / After

Up / Down

Near / Far

Happy / Sad

- Call out a word. They have to say the opposite and do the action for it!
- Eg: If you say "**stand**", they must say "**sit**" and sit down.
- The players who do it incorrectly are out of the game.