

Living Together

For 4- to 6-year-olds

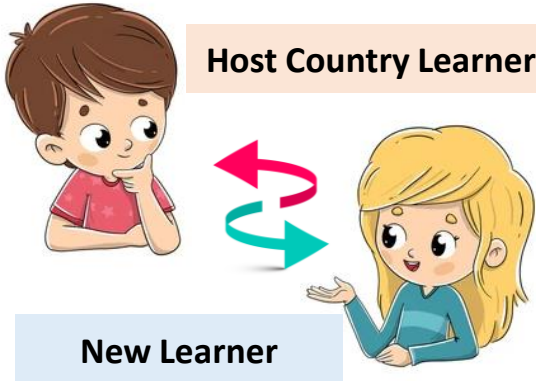
Screen-free learning resources that facilitate
intercultural understanding.



Content Partners

Introduction

The purpose of this activity book is to foster friendships and intercultural understanding.



The activities in this workbook should ideally be done in pairs – a learner from the host country and a Ukrainian learner new to the host country.

If a 1:1 pairing is not possible, please create groups keeping in mind that the new learner does not feel overwhelmed.

There are 12 hands-on activities which can be done in any order and repeated:

Draw Your Partner	Our Emotions	Moving Around!
Line Up	My New Friend	Sing A Song!
Our Days	Drawing Relay	Draw The Story
Partner Pass	About Our Countries	Common Phrases

Note for Educators

- The activities have been carefully designed with sensitivity to the context. However, if any activity triggers the new learner, please pause and re-assess.
- Ensure learners speak respectfully and step-in if you believe help is required. (Eg: Start the day by greeting each other, ensure there is no name-calling, etc.)
- Please be patient with learners as they settle into the program. Some learners may require additional support from you.
- Please ensure safety as children use stationery items.

My Emotions

Draw how you feel **everyday** in your notebook.

Today, I feel _____



Happy



Angry



Sad



Activity 1

Draw Your Partner

Draw you and your partner in the space below.
Try and write the names too!

A large, empty rectangular box with a blue border, intended for drawing a person and their partner.

- Describe your friend with 2 words.
- What is one thing you like about your friend?

Two or more teams of 5 to 6 players each.



How to Play

- Divide players into groups of 5 or 6.
- When the time starts, each team should line up in height order without talking at all!




Which team finished first and correctly?

They win the game!

You can make the game more challenging by getting learners to stand in alphabetic order of their name.

Draw 2 activities you do at these different times:



Share it with your partner.

How is your day similar to or different
from each other's?

Materials Needed


1 ball per pair of players

How to Play





- Give each pair a ball / soft object.
- The pair throws and catches the ball.
- When players catch the ball, they count out loud and take one step behind. Then, they throw the ball.
- If the ball drops, start from the beginning.
- First team to get to 10 (or a larger limit) without dropping the ball wins!



Partners can try skip-counting or saying names of movies!



Name each of the emotions below. Ask your partner 2 instances when they feel each emotion and draw it out.



For each emotion, discuss with your partner:

1. What do they do when they feel that way?
2. When they are sad or angry, how can you help make them feel better?



With your partner, make a heart using your handprints on paper, as shown in the image.

(If you cannot find paint, draw the outline of your palms!)

Now, write or draw 2 promises you will make to them as a friend, next to the heart. (Examples)

I will always play _____ game with you.

I will say sorry if I make a mistake.

I will always share my things with you.

I will never say bad things about you to another person.



1. Share your promises with your partner.
2. Explain why you made the promise.
3. Discuss with your partner what happens if any one of them breaks the promise. What would it take for one to forgive the other?

Activity 7

Drawing Relay

Draw in the box below for 1 minute. After 1 minute, switch the sheet with your partner. Continue each other's drawing for another minute and switch again. Do 4 rounds of this.



- Does the final drawing match what you initially thought the drawing would be?
- How did you feel when you built off your partner's drawing?

Explore the culture of your partner's country!

1. Try and draw the flag of your partner's country.
2. Interview your friends from your partner's country:

Start with

Hello! How
are you?



How do people greet each other in your country? How do they decorate their home?



What do people do for fun? What do people usually do during the weekend?



*Who are the famous people in your country?
Who is favourite and why?*



*What is your favourite local food?
What does it taste like?*



What do people wear in different parts of your country? Which colours do they mostly wear?

End with

Thank you!
Good bye!

Explore popular sports in your partner's country!

1. Interview your partner to learn about the most popular sports or games in your partner's country.

Which one do you like the most from your partner's country?

2. What are the rules of the game?
3. Invite friends to play the game and have fun!



How did playing the game made you feel?

Activity 10


Sing A Song!

Explore popular songs in your partner's country!



What is the most popular song or poem in your partner's country?


Can you learn it or some of its lines?



What is the song about?
Draw a character, a moment, or a thing that the song talks about.



Can you now change a line or two in the song with your own lyrics?



Share your song with someone else!

Can you tell the story from these drawings?



Ask your partner to tell you a story. Draw it out below!

BEGINNING

MIDDLE

END

Activity 12 Common Phrases

How do people say the following in your partner's country's language?

When do they say it?



Hello!

Goodbye!

Thank
You!

How are
you?

What is your
name?

Yes

No

Where is
it?

My name
is...

What's the
price?

I like
you!

Practise using these phrases with your partner!