


ABC BY ME (LEVEL 1)

Description	Learners will develop their own alphabet book, thinking through categories, illustrating images and exploring diagraphs!
Leading Question	Can you make your own alphabet book?
Total Time Required	10 hours over 2 weeks
Supplies Required	Notebook, Pencils, Eraser and Colours
Learning Outcomes	<ol style="list-style-type: none"> 1. Communicate information appropriately by making sense of print by interacting with books and by talking about stories, words, letters and sounds. 2. Recognise print and images and distinguish between the same 3. Reading and responding appropriately to sounds and letters 4. Developing appropriate reading strategies 5. Showing emergent writing behavior 6. Communicating written information appropriately 7. Organising, spelling and punctuating written work appropriately 8. Developing appropriate writing strategies

DAY 1

Today you will learn about how to make an alphabet book for their younger siblings to learn the alphabet!

Suggested Duration	Activity and Description
5 minutes	<ul style="list-style-type: none"> ● Learners will look at an alphabet book for reference if they have access to one. <ul style="list-style-type: none"> ○ Each letter will be written in Upper and Lower case will have 2 illustrated words that will also be labelled. For example: Aa: Apple and Ant or Bb: Banana and Bird



10 minutes	<ul style="list-style-type: none"> Learners will think of the two categories for each letter for example names of animals and names of food
40 minutes	<ul style="list-style-type: none"> Learners will work on 4 letters the first day starting with the letters A, B, C, D
10 - 20 minutes	<ul style="list-style-type: none"> Numeracy Extension: (Numbers and Algebra) Learners will label each page number and write numbers in sequence, for the older learners they can mark the odd and even numbers in different colours <i>Tip: Parents can help with drawing lines for learners to write words on or write letters that learners can trace. For older learners, they can spell their own</i> <i>Tip: Learners can cut and stick images instead of drawing and illustrating these</i> Learners can write the 5 vowels in a different colour to recognize them: A, E, I, O and U

DAY 2 - 5









Days 2-5 you will work on new words for the alphabet.

Suggested Duration	Activity and Description
50 minutes	<ul style="list-style-type: none"> Learners will work on 5 alphabets a day. <ul style="list-style-type: none"> On Day 2 they will work on E, F, G, H, I (E and I as a vowel will be done in a different colour) On Day 3 they will work on J, K, L, M, N Day 4 they will work on O, P, Q, R and S, (O as a vowel will be in done in another colour) Day 5 they will work on T, U, V, W and X, (U as a vowel will be done in another colour) Learners will write the upper and lower case of the alphabet (Cc) Learners will think of two words one in each category that starts with the letter of choice and write or trace these e.g. Cc: Cat and Cupcake

- Learners will draw and colour the images of the words they chose
- Learners will also write the page number at the bottom of each page
- Tip: Parents can help with drawing lines for learners to write words on or write letters that learners can trace.

15 minutes

- Numeracy Extension: (Data Handling):
 - Learners will draw pictograms of the number of food items of different colours the questions will be: How many food items in your alphabet book are yellow, green, red etc.? Green Food Items: Spinach, Okra etc. Learners will write the total at the end
 - Learners will draw pictograms of the number of animals that live in land, water or air the question will be: How many animals in the alphabet book live in the water, air or land? Land: Lion, Dog, Water: Fish, Shark, Air: Crow, Sparrow etc. Learners will write the total at the end
 - Learners will draw pictograms of the number of food items that are fruits, vegetables, dairy or snacks (categories to be determined based on learner understanding): How many food items in your alphabet book are fruits, vegetables, dairy or other snacks? Fruits: Strawberry, Grapes; Vegetables: Potato, Carrots; Dairy: Milk, Yogurt; Other snacks: Sandwich, Pasta etc. Learners will write the total at the end

Colours	Food Items			Total
Green				1
Red				3
Yellow				1
Orange				2
Brown				1

DAY 6

Today you will finish your alphabet book and share it with your family!

Suggested Duration	Activity and Description
20 minutes	<ul style="list-style-type: none"> Learners will complete the last two alphabets of Y and Z
10 minutes	<ul style="list-style-type: none"> Learners will design a front cover for their alphabet book <ul style="list-style-type: none"> Learners will think of a “title” for a book – that represents what the book is about e.g. My Alphabet Book, ABC by me etc. Learners will illustrate the cover for their younger readers to identify the purpose of the book Learners will write the name of the author and illustrator (themselves)
10 minutes	<ul style="list-style-type: none"> Learners will share their completed alphabet books with their families and younger siblings
10 minutes	<ul style="list-style-type: none"> Learners will reflect on all the new words that they have learned

ASSESSMENT CRITERIA

- Design and creativity
- Critical thinking to think about words in each category
- Clarity of writing
- Spelling fluency

ADDITIONAL ENRICHMENT ACTIVITIES

- Learners can add more categories and focus on spellings and additional words per alphabet
- Learners can stick images instead of illustrating and colouring words

MODIFICATIONS TO SIMPLIFY

- Learners can only do 1 word per alphabet.